

School Model Status Update

Model Type	Districts	Pct. of All Districts	Head Count in Those Districts	Pct of Total Head Count
5-Day In-Person	416	68.3%	770,737	50.8%
Full Access to Hybrid	178	29.2%	553,260	36.5%
Partial Access to Hybrid	5	0.8%	89,456	5.9%
Fully Remote	10	1.6%	103,805	6.8%
Total	609	100.0%	1,517,258	100.0%

COVID-19 / Equity and High-Risk Groups / Welcome / Equity and High-Risk Groups



Equity and High-Risk Groups

WELCOME

COMMUNICATIONS RESOURCES HUB

COVID-19 DATA AND DEMOGRAPHICS

STATE INITIATIVES

COVID-19 CHECKLISTS

NEWS RELEASES

COVID-19 CALL CENTER

GENERAL RESOURCES

Communications Resources Hub

Find resources from various sources to help communicate information about the COVID-19 vaccine and related concerns. Resources available include materials to address the general population as well as materials to address specific groups.

Read More



The COVID-19 pandemic has disproportionately affected certain communities, and others face increased risk from the virus. Ohio is committed to addressing inequities in these areas and across all health-related topics. Here, you'll find COVID-19 vaccine resources and other materials for our most at-risk groups.

Top Resources



Communications Resources Hub

Find resources from various sources to help communicate information about the COVID-19



COVID-19 Data and Demographics

Explore data that shows how different groups might be disproportionately impacted by



Town Hall

Your COVID-19 vaccine questions will be answered at Ohio's COVID-19 Vaccine Town Halls. Hear from



More Than a Mask

We need a mask and more. Throughout the COVID-19 pandemic, evidence has shown

Helpful Resources



State Initiatives

Learn more about ways state agencies and their partners are working to address biases and



Myths vs. Facts COVID-19 Vaccine

Curious about COVID-19 vaccines, their safety, and efficacy? Educate yourself by reading what is a



Older Ohioans and Ohioans with Chronic Conditions - COVID-19

COVID-19 Checklist for Older Ohioans and Ohioans with Chronic Conditions.



Economic Resources for Individuals and Families

Ohioans are facing new financial challenges as a result of the COVID-19 pandemic, and state

COVID-19 / Equity and High-Risk Groups / Communications Resources Hub



Equity and High-Risk Groups

WELCOME

COMMUNICATIONS RESOURCES HUB

COVID-19 DATA AND DEMOGRAPHICS

STATE INITIATIVES

COVID-19 CHECKLISTS

NEWS RELEASES

COVID-19 CALL CENTER

GENERAL RESOURCES

Communications Resources Hub

February 24, 2021 | COVID-19

Here you will find resources from various sources to help communicate information about the COVID-19 vaccine and related concerns. Resources available include materials to address the general population as well as materials to address specific groups.

Note: Many materials from outside sources are submitted to the Ohio Department of Health (ODH) for sharing on the Communications Resources Hub. They may contain information supplied by professionals from outside the department and are not necessarily reflective of the policies or opinions of ODH or its staff.

Please reach out to minorityhealth@odh.ohio.gov to submit resources or with any questions or concerns.

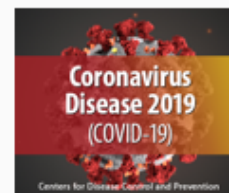
- General
- Graphics
- Videos
- Audio

- For minority communities
- For non-English speakers
- Plain language materials
- For older adults
- For Ohioans who live in rural communities
- For farm workers
- Economic support resources
- Centers for Disease Control and Prevention (CDC)
- Ohio Department of Health
- Miscellaneous

Share this



For more information



- CDC Travel Information

COVID-19 Virtual Townhall Rebroadcasts

Ohio Channel



coronavirus.ohio.gov

■ Focus on concerns of Ohio's African-American community

- Saturday, February 27th at 6 p.m.
- Sunday, February 28th at 2 p.m.

■ Focus on concerns of Ohio's Latino community

- Saturday, February 27th at 7 p.m.
- Sunday, February 28th at 3 p.m.

Ohio COVID-19 Townhalls

Watch:



MIKE DEWINE
GOVERNOR OF OHIO

Ohio | Latino Affairs
Commission

Ohio | Department of Mental Health and
Addiction Services



Ohio | Department
of Health

coronavirus.ohio.gov



<https://www.facebook.com/OHdeptofhealth/>



You Tube

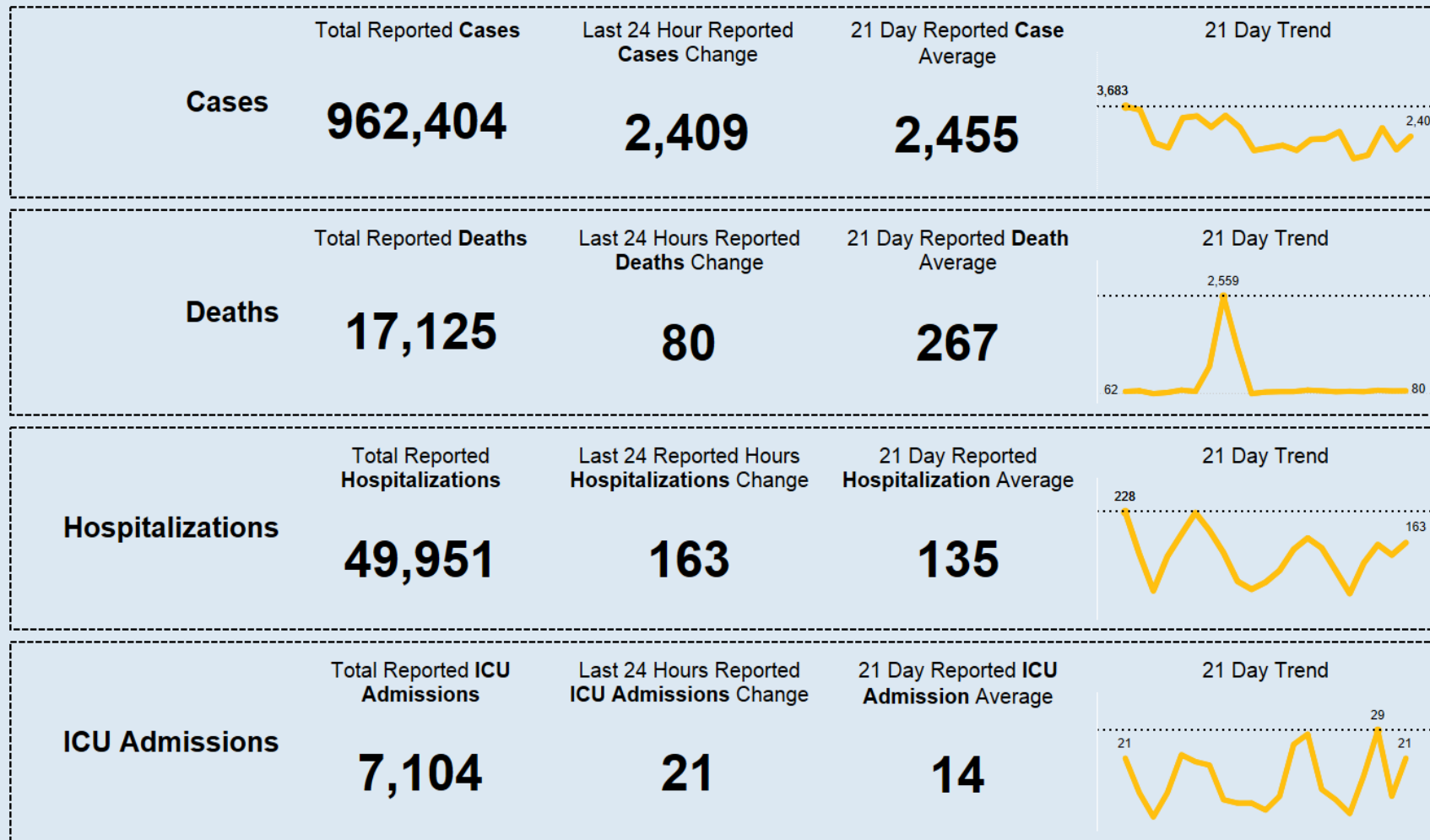
<https://www.youtube.com/c/OhioDepartmentofHealth1>



<https://coronavirus.ohio.gov/townhall>

COVID - 19 | Key Indicators

Last Updated: 02-25-21



All dates are based when an indicator is reported and will not match data in other COVID-19 dashboards provided by the Ohio Department of Health. All other dashboards are based on onset date, date of hospitalization, or date of death.

Note: Totals include Confirmed and CDC Expanded Case Definition (Probable)

The Bureau of Infectious Diseases and the Bureau of Vital Statistics continue to reconcile death data. This process is ongoing as the teams complete a deep review of the data. This review will result in some fluctuations in death numbers moving forward.



Department of Health

All 88 Ohio Counties Ranked by Highest Occurrence COVID-19 Cases

The 14-day period used for this table covers data from Feb. 10 to Feb. 23. The data were pulled on Feb. 24 and exclude incarcerated individuals. Shaded counties meet the Centers for Disease Control and Prevention definition of "high incidence" of COVID-19.

COUNTY	Cases Per 100K (02/10 to 02/23)	Case Count (02/10 to 02/23)	POPULATION	COUNTY	Cases Per 100K (02/10 to 02/23)	Case Count (02/10 to 02/23)	POPULATION	COUNTY	Cases Per 100K (02/10 to 02/23)	Case Count (02/10 to 02/23)	POPULATION	COUNTY	Cases Per 100K (02/10 to 02/23)	Case Count (02/10 to 02/23)	POPULATION
Morgan	344.6	50	14,508	Morrow	212.3	75	35,328	Marion	175.1	114	65,093	Guernsey	138.9	54	38,875
Athens	313.8	205	65,327	Summit	210.9	1,141	541,013	Hardin	172.2	54	31,365	Erie	137.3	102	74,266
Jefferson	295.4	193	65,325	Brown	207.2	90	43,432	Lucas	172.1	737	428,348	Belmont	135.8	91	67,006
Washington	265.4	159	59,911	Columbiana	203.2	207	101,883	Madison	169.9	76	44,731	Knox	134.8	84	62,322
Warren	243.8	572	234,602	Fairfield	198.6	313	157,574	Henry	166.6	45	27,006	Wood	131.5	172	130,817
Clinton	240.7	101	41,968	Richland	198.1	240	121,154	Trumbull	163.2	323	197,974	Allen	124.1	127	102,351
Hamilton	237.7	1,943	817,473	Stark	197.2	731	370,606	Preble	161.4	66	40,882	Wyandot	124.0	27	21,772
Fayette	234.9	67	28,525	Defiance	196.9	75	38,087	Miami	160.8	172	106,987	Tuscarawas	123.9	114	91,987
Portage	234.5	381	162,466	Ashtabula	193.3	188	97,241	Crawford	159.1	66	41,494	Hocking	123.8	35	28,264
Delaware	233.8	489	209,177	Union	193.3	114	58,988	Huron	157.9	92	58,266	Seneca	121.4	67	55,178
Butler	233.6	895	383,134	Mahoning	192.4	440	228,683	Scioto	155.3	117	75,314	Darke	119.3	61	51,113
Van Wert	229.9	65	28,275	Gallia	190.6	57	29,898	Sandusky	150.4	88	58,518	Wayne	115.8	134	115,710
Geauga	223.2	209	93,649	Greene	190.0	321	168,937	Paulding	150.0	28	18,672	Ashland	114.1	61	53,484
Licking	222.8	394	176,862	Franklin	188.0	2,476	1,316,756	Coshocton	147.5	54	36,600	Harrison	113.0	17	15,040
Highland	222.4	96	43,161	Cuyahoga	187.0	2,309	1,235,072	Clark	146.9	197	134,083	Putnam	112.2	38	33,861
Meigs	218.3	50	22,907	Muskingum	186.7	161	86,215	Auglaize	146.7	67	45,656	Ottawa	111.0	45	40,525
Pickaway	217.3	127	58,457	Medina	185.8	334	179,746	Logan	146.7	67	45,672	Noble	104.0	15	14,424
Lorain	216.9	672	309,833	Monroe	183.1	25	13,654	Hancock	146.5	111	75,783	Mercer	92.3	38	41,172
Clermont	214.1	442	206,428	Champaign	182.6	71	38,885	Jackson	145.0	47	32,413	Shelby	84.4	41	48,590
Lawrence	213.6	127	59,463	Adams	180.5	50	27,698	Fulton	144.8	61	42,126	Holmes	75.1	33	43,960
Lake	213.3	491	230,149	Perry	179.9	65	36,134	Montgomery	144.3	767	531,687	Williams	70.9	26	36,692
Pike	212.4	59	27,772	Ross	177.4	136	76,666	Carroll	141.2	38	26,914	Vinton	61.1	8	13,085



coronavirus.ohio.gov

Top 20 Ohio Counties Ranked by Highest Occurrence COVID-19 Cases

The 14-day period used for this table covers data from Feb. 10 to Feb. 23. The data were pulled on Feb. 24 and exclude incarcerated individuals.

COUNTY	Cases Per 100K (02/10 to 02/23)	Case Count (02/10 to 02/23)	POPULATION
Morgan	344.6	50	14,508
Athens	313.8	205	65,327
Jefferson	295.4	193	65,325
Washington	265.4	159	59,911
Warren	243.8	572	234,602
Clinton	240.7	101	41,968
Hamilton	237.7	1,943	817,473
Fayette	234.9	67	28,525
Portage	234.5	381	162,466
Delaware	233.8	489	209,177
Butler	233.6	895	383,134
Van Wert	229.9	65	28,275
Geauga	223.2	209	93,649
Licking	222.8	394	176,862
Highland	222.4	96	43,161
Meigs	218.3	50	22,907
Pickaway	217.3	127	58,457
Lorain	216.9	672	309,833
Clermont	214.1	442	206,428
Lawrence	213.6	127	59,463



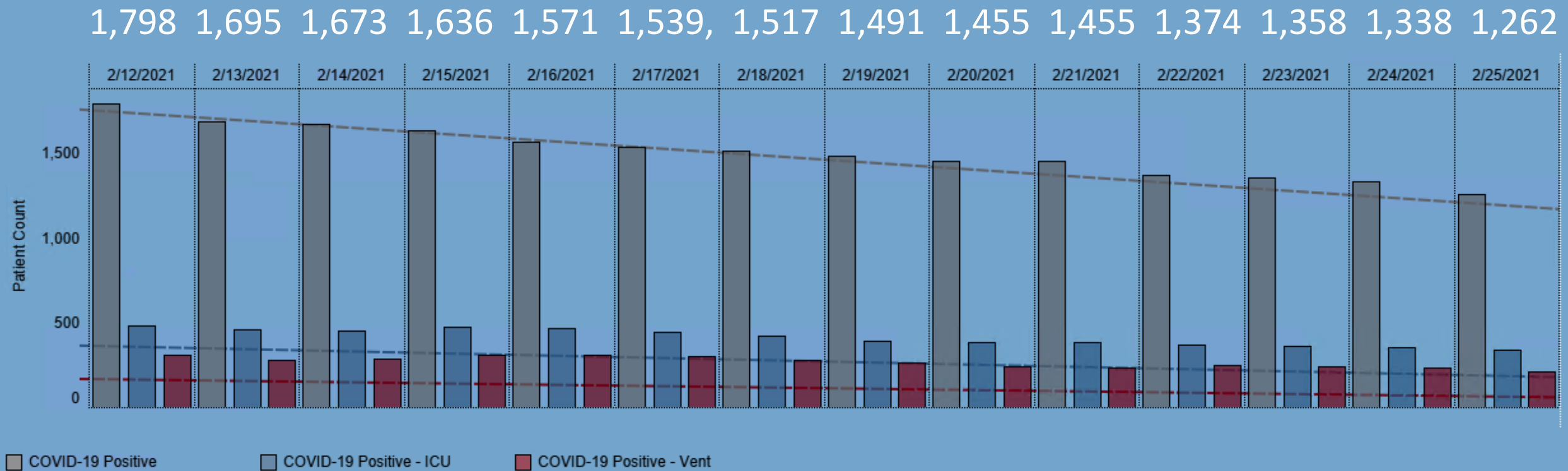
MIKE DEWINE
GOVERNOR OF OHIO



Department
of Health

coronavirus.ohio.gov

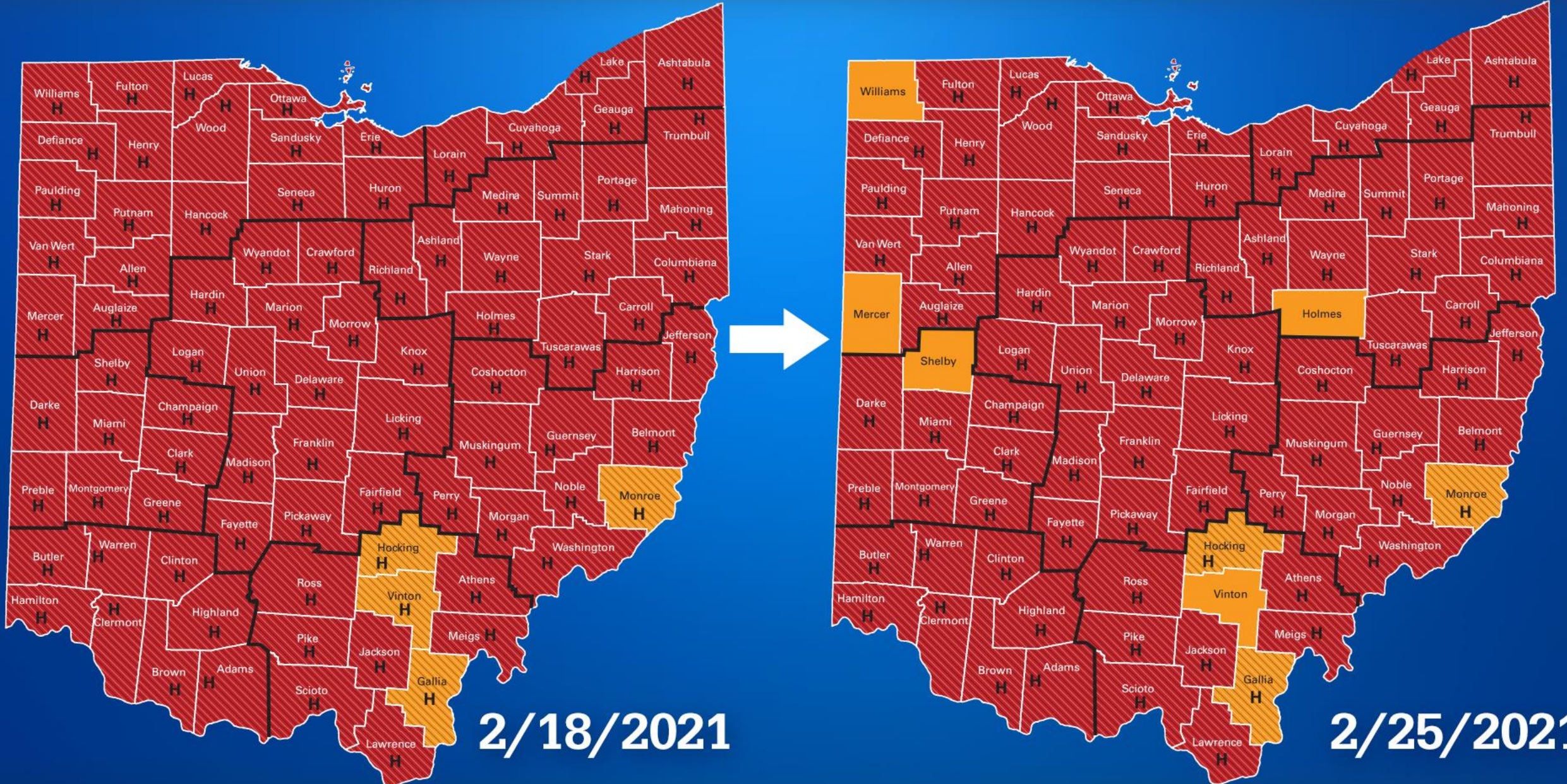
Current Confirmed COVID - 19 Patient Count in Ohio Hospitals by Day *



*Reported to the Ohio Department of Health by the Ohio Hospital Association. Data as of 02/25/2021.

Ohio Public Health Advisory System **Ohio**

Department of Health



2/18/2021

2/25/2021

Statewide: Vaccine Status

By Total and % of Population

Started (1st Dose)

Vaccine Started*, Change from Last 24 Hours****

30,743

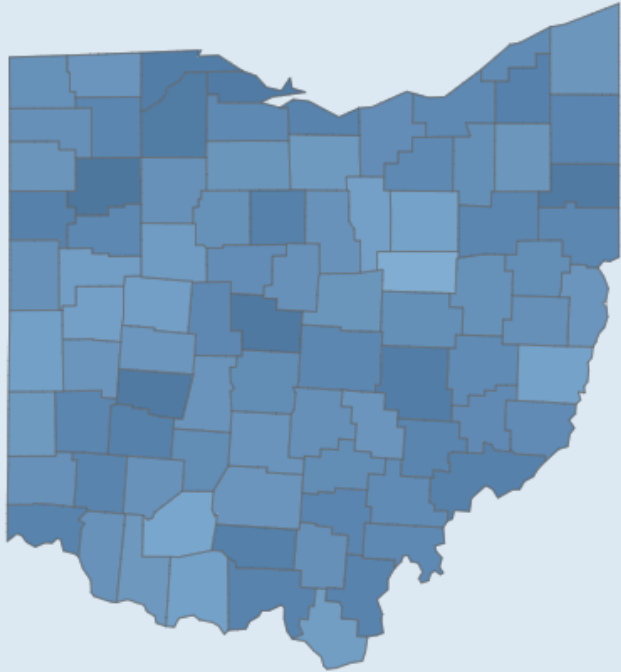
Vaccine Started* by Population

13.10%

Vaccine Started*, Total

1,530,823

Click County to Filter Metrics
Counties are colored by % of Population with Vaccine Started*



Residency Not Reported
30,796

Residents of Other States - Vaccinated in Ohio
31,376

Key Metrics

Select to view key demographic groups

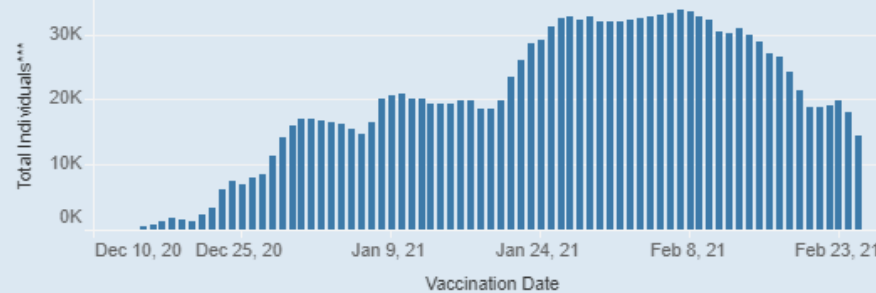
Age Group

Age Group	%	Total
0-19	0.25%	7,123
20-29	6.49%	100,865
30-39	9.53%	140,789
40-49	10.61%	147,196
50-59	10.77%	166,062
60-64	11.08%	88,212
65-69	26.85%	179,057
70-74	40.55%	211,806
75-79	52.29%	186,994
80+	60.61%	302,719

View Count By

Select to view counts by daily or cumulative

7 Day Moving Average



Key Metrics

Select to view key demographic groups

Ethnicity

Ethnicity	%	Total
Not Hispanic or Latino	10.35%	1,161,235
Unknown	NA	350,483
Hispanic or Latino	4.06%	19,105

Key Metrics

Select to view key demographic groups

Race

Race	%	Total
White	12.32%	1,177,076
Unknown	NA	116,909
Other	NA	112,183
Black or African American	5.50%	83,869
Asian	11.05%	32,195
Multiracial	1.89%	5,261
American Indian Alaska Native	7.51%	2,554
Native Hawaiian Pacific Islander	11.00%	776