


Fabric Fair - A Fabricaholics Paradise

Clean out your fabric closets. Individuals wanting to SELL pieces of fabric 1/8 yard in length or greater, here's your chance. Put your fabric in a clear, self-closing, plastic bag. Enclose an index card with your name, county, yardage, fiber content and asking price. We'll sell your fabric and you get the proceeds. Cash Sales Only!



People's Choice Contest: Reading/Pocket Pillow

Youth & Adults

Contest rules: <https://perry.osu.edu>

Door Prize Drawing and Contest Winners
announced at 3:15 p.m. ---
Must be present to win!!



Scissors sharpened for a nominal fee!!



A light lunch will be available at a
nominal cost or bring a sack lunch.



Sewing Smorgasbord Exhibitors

A Touch of Thread Quilting Gallery, Doug & Martha Creasy, Zanesville
Sew Special Network, Bonnie Perkins, Danville
Threads for Freedom, Kelley Hughes, Columbus
Chuck's Sewing Machine Repair, Chuck Lewis, Zanesville
Newborns in Need: Greater Newark Chapter, Marty Rupp, Johnstown
The Turban Project, Kathy Braidich, Frazeyburg
Around the World Treasures, Margaret Myers, Shelby
Birds in a Cage, Shirley Tisdale, Heath
The Fabric Shop, Kathy Reed, Pomeroy
Ann's Baskets, Ann Cornell, Lancaster
Nana's Temptations, Cains Family Farms – Nadine Cain, Corning
American Sewing Guild, Columbus Chapter
Four Generation Crafters, Judy Weaver, Junction City
Zane Trace Button Club, Sheila Humphreys, Pataskala

No Pre-Registration

If you have questions, contact 740-405-7891 or e-mail at crshuster1@gmail.com




2020 47th Annual Sewing Smorgasbord

Saturday March 21st

Doors open at 8:30 a.m.

Classes – 9:15 a.m. – 3:05 p.m.

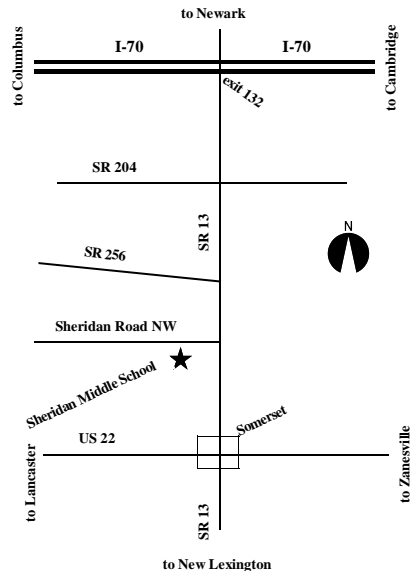
Everyone Welcome – Youth and Adults



**Sheridan Middle School
8660 Sheridan Road
Thornville, Ohio
(Perry County)**

Cost: \$10.00

Directions to
Sheridan
Middle School:



Classes & Descriptions

A Tisket, A Tasket, Ann's Woven Baskets – 11:15 a.m. & 1:15 p.m. (Ann Cornell, Basket Weaver, Fairfield County) Learn basic basket weaving techniques.

Adjusting Clothing to Fit – 2:15 p.m. OFFERED ONCE (Kathryn Coursen, Master Clothing Educator, Hocking County) Whether you've grown or "melted", learn how to adjust clothing using a gusset to match your new contours.

"All in the Felt" – 11:15 a.m. & 2:15 p.m. (Bette Miller, Sewing Enthusiast, Noble County) Learn techniques for working with different kinds of felt. Learn how to make a variety of handmade creations from felt using bead, sequin, and embroidery embellishments.

Beginning Crochet – 10:15 a.m. & 12:15 p.m. (Deanna Johnson, Needlework Enthusiast, Franklin County and Angela Hammond, Needlework Enthusiast, Perry County) In this hands-on class, you will learn the basics of how to crochet, supplies needed, how to hold the crochet hook, how to make a slip knot, chain stitch, single, double and treble crochet and crochet abbreviations while making a simple item. Bring a light-colored, (dark colors are difficult for beginners to see stitches) 4-ply yarn, size 6 crochet hook and a pair of scissors. **Class Limit: 18**

Beginning Needle Tatting (Double Session) 10:15 a.m. – 12:05 p.m. & 1:15 p.m. – 3:05 p.m. (April Hewlett, Needlework Enthusiast, Fairfield County) Learn basic techniques for beginner's Needle Tatting. Learn the art of making "poor man's lace". Bring a #5 tatting needle, #10 crochet thread and scissors **OR Kit Available: \$10.00 Class Limit: 10.**

Burrito Pillowcase – 9:15 a.m. & 12:15 p.m. (Laura VanDeuson, Sewing Enthusiast, Licking County) It's sew easy! Perfect class for beginners. Just 3 seams make a cute pillowcase in 2 sizes – bed and travel (kids, wheelchairs, cars, etc.) Kits available to take and make.

Beginning Shuttle Tatting – 9:15 a.m. OFFERED ONCE (Eunice Hayes, Sewing Professional, Licking County) Students will learn the basic Shuttle Tatting Technique and a little history of tatting lace. **Class Fee: \$3.00 (cost of shuttle). Class Limit: 15**

Crafting on a Budget – 9:15 a.m. & 12:15 p.m. (Shanna Peters, Sewing Enthusiast, Perry County) This session will showcase 20 craft ideas featuring items from the dollar store to brighten your home.

Cosplay AMA– 10:15 a.m OFFERED ONCE (Jennifer Zaayer, Award Winning Cosplayer & Sewing Enthusiast, Perry County and Sean Hume, *Let The Devil Out Cosplay*) Award winning cosplayers and costume makers will discuss anything from what to expect at conventions, to cosplaying on a budget, to planning and executing a costume you will be able to spend hours in.

Denim Re-imagined – 10:15 a.m. and 1:15 p.m. (Bonnie Perkins, Director, Sew Special Network, Knox County) Learn how to recycle/upcycle your jeans into cute bags, hot pads, placemats, trivets, etc.

Design Details: Pick a Pocket – 11:15 a.m. OFFERED ONCE (Kathryn Coursen, Master Clothing Educator, Hocking County) Love an outfit, but it needs a pocket? Learn how to create a "welt pocket" in sweats; add an "in seam" pocket in a dress and how to make a patch pocket without a pattern.

Door Hanging Christmas Tree – 11:15 a.m. & 2:15 p.m. (Barbara Helmecky, Sewing Enthusiast, Wayne County) Everyone should have a Christmas Tree door hanger. Decorate with battery lights and all.

Fair Isle Knitting – (Intermediate Level Class - A basic knowledge of knitting is needed – how to cast on, knit and purl.) – 9:15 a.m. & 1:15 p.m. (Kim Thomas, Knitting Enthusiast, Perry County) Fair Isle Knitting is also known as standard color work knitting and is a technique for working two or more colors of yarn within the same row. Join me in learning how to make patterns in your knitting by adding new colors. Please bring two colors of yarn and any size circular needle. **Class Limit: 10**

Hot Stuff: Silicone Oven Mitt – 11:15 a.m. & 1:15 p.m. (Kathy Reed, Instructor, The Fabric Shop, Pomeroy, Meigs County) Learn how to create your own designer oven mitt with silicone overlay.

It's a Wrap: Fabric Coil Coasters and Baskets – 9:15 a.m. & 12:15 p.m. (Bobblin Miller, Sewing Enthusiast, Franklin County) Learn how to make a coaster or basket by wrapping/rolling fabric on a cord.

Jewelry Making 101: Quick and Easy Earrings – Make-it & Take-it – 9:15 a.m. & 10:15 a.m. (Nadine Cain, Sewing Enthusiast, Perry County) Learn the basics of making earrings – post, clip and drop. Try your skills at making a pair of drop earrings. **Kit Fee: \$5.00 Class Limit: 18**

Know Your Sewing Machine – 10:15 a.m. and 1:15 p.m. (Chuck Lewis, Owner, Chuck's Sewing Machine Repair, Muskingum County) Get to know your sewing machine. Learn how to maintain and troubleshoot your machine.

Memory Shirt Pillows/Blankets – 12:15 p.m. & 2:15 p.m. (Nadine Cain, Sewing Enthusiast, Perry County) – Learn how to make a memory blanket and/or pillow from shirts or other fabric of a loved one.

Needle Pie (A lesson in how to use my Circle Sewing Attachment) – **10:15 a.m. & 2:15 p.m.** (Jill Bennet, Sewing Enthusiast, Franklin County) Learn how to use a circular sewing attachment to create a Needle Pie, a cute needle case that helps organize both hand and machine sewing needles.

Notions, Gadgets, and Tools we Love – 11:15 a.m. & 2:15 p.m. (Gail Irwin, Quilting Professional, Licking County) Compiled by the Heart of Ohio Quilters, the instructor will present and demonstrate 30 – 40 sewing gadgets that save time and improve sewing.

One Block Wonder Panel Quilt – 9:15 a.m. & 12:15 p.m. (Candice Sheradin, Quilting Enthusiast, Licking County) In this class you will learn hints and ideas on making a One Block Wonder Quilt Panel. Examples will be shared.

Sewing Tool Tote and Mug Organizer – 10:15 a.m. & 1:15 p.m. (Nancy Porter, Sewing Enthusiast, Wayne County) Learn how to make a tool tote and a mug organizer that will fit all the sewing tools you will need. This project is fat-quarter friendly.

Scraptastic! – 9:15 a.m. & 12:15 p.m. (Lisa Stough, Sewing Enthusiast, Licking County and Kate Hampton, Sewing Enthusiast, Licking County) Ways to collect, store and use your cotton fabric scraps. Fun, easy things to make from your scrap stash, including things to use, gift or donate to those in need.

Size Wise: How do I select the Correct Pattern Size? – 1:15 p.m. OFFERED ONCE (Daphne Hedgecock, Master Clothing Educator, Madison County) Selecting the correct pattern size is confusing and frustrating, especially if your body measures different on the top and bottom. Learn how to understand pattern fitting and how to work with any pattern to make it match your body for successful results.

Split Nine Patch – 11:15 a.m. & 2:15 p.m. (Janice Wogan, Quilt Enthusiast, Morgan County) These blocks are so versatile! They can be set in any Log Cabin layout, or in any Half-Square Triangle design. The designs and possibilities are endless. These blocks make a simple pattern look challenging.

Start with a Panel – 11:15 a.m. & 1:15 p.m. (Jane Schehl, Quilting Professional, Muskingum County and Judy Elliott, Quilting Professional, Muskingum County) Do you love a panel that you're not sure how to turn into a quilt? Come, visit our class and check out our ideas.

Successful Serging – 9:15 a.m. & 12:15 p.m. (Christina Milenovic, Sewing Professional, Fairfield County) Need to dust off your serger/overlock machine and unlock its potential? Are you considering investing in a serger and want to know if it's right for you? This introductory class will address why and how a serger can greatly augment your sewing experience. Learn basic and decorative stitches, threading and maintenance.

T-Shirt Memory Quilts – 10:15 a.m. & 2:15 p.m. (Kelley Hughes, Sewing Enthusiast, Franklin County) Do you have a collection of t-shirts you just can't part with but don't know what to do with them? Learn how to turn them into a memory quilt.

Twisted Quilt Blocks – 11:15 a.m. & 1:15 p.m. (Rosanna Pryor, Sewing Professional, Noble County) This technique has been around for a while but let's give it another spin. We will be refreshing ourselves with the tools used to create this block. Let's see how simple it is. Whether you've tried it before or your experiencing it for the first time, the twisted block is always a fun way to see how a quilt can appear in just a few turns.

Vinyl Mesh Tote – 9:15 a.m. & 12:15 p.m. Jane Toki, Sewing Enthusiast, Muskingum County) Totes are an essential staple for sewers, quilters, and crafters. In this class, learn how to make a multi-purpose Vinyl Mesh Tote including techniques for sewing vinyl mesh.

Where is my . . .? – 10:15 a.m. & 12:15 p.m. (Karen Arnold, Owner Needles and Thread Quilts, Licking County) Do you struggle getting organized in your sewing space? Come and learn about my top 20 tips in keeping your sewing space organized, even if you are on a budget!

You Made that Costume with What? – 2:15 p.m. OFFERED ONCE (Jennifer Zaayer, Award Winning Cosplayer & Sewing Enthusiast, Perry County and Sean Hume, *Let The Devil Out Cosplay*) Go beyond a sewing machine to take your costumes and cosplays to a new level. Learn about using non-traditional tools and materials such as Cricut style cutting machines, craft foam, 3-D printing, repurposing and more to create realistic details and one of a kind props.

YOUTH TRACK

ABC's of Sewing - 9:15 a.m. OFFERED ONCE (Daphne Hedgecock, Master Clothing Educator, Madison County) Learn basic garment construction techniques.

Accordion Scrapbook: "Measure Twice, Cut Once" (Double Session – OFFERED ONCE Youth Only) – 10:15 a.m. – 12:05 p.m. (Debra Pipes, Master Clothing Educator, Perry County) Youth will learn the importance of accurate measuring and cutting as they make a cute Accordion Scrapbook. **Class Limit 15.**

Youth Hand Sewing Class (Children 8 and older) – 12:15 p.m. OFFERED ONCE (Eunice Hayes, Sewing Professional, Licking County) Children will learn how to cut out a pattern, how to sew a running stitch and how to sew on buttons. Make a fox-shaped pouch that could be used as a little girl's purse or a kid's handy bag. **Kit Fee: \$5.00 (Kit includes felt, Perle cotton, buttons, and needle). Class Limit: 10.**

"You Can Quilt" – (Double Session – OFFERED ONCE Youth Only) - 1:15 p.m. – 3:05 p.m. (Debra Pipes, Master Clothing Educator, Perry County) Youth will learn to make a quilt block using the "four-patch" or "rail fence" pattern as per the Ohio 4-H quilt project book. **Kits provided by 4-H Alumni. Class Limit: 15**

Class Schedule

(Please remember to turn off all cell phones.)

9:15 a.m.

- ♥ Beginning Shuttle Tatting – **OFFERED ONCE**
- ♥ Burrito Pillowcase
- ♥ Crafting on a Budget
- ♥ Fair Isle Knitting
- ♥ It's a Wrap: Fabric Coil Coasters & Baskets
- ♥ Jewelry Making 101
- ♥ One Block Wonder Panel Quilt
- ♥ ScrapTastic
- ♥ Successful Serging
- ♥ Vinyl Mesh Tote
- ♥ **YOUTH ABC's of Sewing – OFFERED ONCE**

10:15 a.m.

- ♥ Beginning Crochet
- ♥ Beginning Needle Tatting – **DOUBLE SESSION**
- ♥ Cosplay AMA – **OFFERED ONCE**
- ♥ Denim Re-imagined
- ♥ Jewelry Making 101
- ♥ Know Your Sewing Machine
- ♥ Needle Pie
- ♥ Sewing Tool Tote and Mug Organizer
- ♥ T-Shirt Memory Quilt
- ♥ Where is My . . . ?
- ♥ **YOUTH – Accordion Scrapbook: "Measure Twice, Cut Once" Double Session – OFFERED ONCE**

11:15 a.m.

- ♥ A Tisket, A Tasket, Ann's Woven Baskets
- ♥ "All in the Felt"
- ♥ Beginning Needle Tatting – **DOUBLE SESSION - Continued**
- ♥ Design Details: Pick a Pocket – **OFFERED ONCE**
- ♥ Door Hanging Christmas Tree
- ♥ Hot Stuff: Silicone Oven Mitt
- ♥ Notions, Gadgets and Tools
- ♥ Split Nine Patch
- ♥ Start with a Panel
- ♥ Twisted Quilt Blocks
- ♥ **YOUTH – Accordion Scrapbook: "Measure Twice, Cut Once" Double Session – OFFERED ONCE - Continued**

Don't forget to enter the People Choice Contest

New for 2020

Fat Quarter Raffle
bring a Fat Quarter - you're entered

Sewing Machine Raffle
Tickets \$2.00 each or 3 for \$5.00



12:15 p.m.

- ♥ Beginning Crochet
- ♥ Burrito Pillowcase
- ♥ Crafting on a Budget
- ♥ It's a Wrap: Fabric Coil Coasters & Baskets
- ♥ Memory Shirt Pillows/Blankets
- ♥ One Block Wonder Panel Quilt
- ♥ ScrapTastic
- ♥ Successful Serging
- ♥ Vinyl Mesh Tote
- ♥ Where is My . . . ?
- ♥ **YOUTH – Youth Hand Sewing Class – OFFERED ONCE**

1:15 p.m.

- ♥ A Tisket, A Tasket, Ann's Woven Baskets
- ♥ Beginning Needle Tatting – **DOUBLE SESSION**
- ♥ Denim Re-imagined
- ♥ Fair Isle Knitting
- ♥ Hot Stuff: Silicone Oven Mitt
- ♥ Know Your Sewing Machine
- ♥ Sewing Tool Tote and Mug Organizer
- ♥ Size Wise: How do I Select the Correct Pattern Size? **OFFERED ONCE**
- ♥ Start with a Panel
- ♥ Twisted Quilt Blocks
- ♥ **YOUTH – "You Can Quilt" Double Session – OFFERED ONCE**

2:15 p.m.

- ♥ Adjusting Clothing to Fit – **OFFERED ONCE**
- ♥ "All in the Felt"
- ♥ Beginning Needle Tatting – **DOUBLE SESSION - Continued**
- ♥ Door Hanging Christmas Tree
- ♥ Memory Shirt Pillows/Blankets
- ♥ Needle Pie
- ♥ Notions, Gadgets and Tools
- ♥ Split Nine Patch
- ♥ T-Shirt Memory Quilt
- ♥ You Made that Costume with What? **OFFERED ONCE**
- ♥ **YOUTH – You Can Quilt Double Session – OFFERED ONCE - Continued**



PERRY COUNTY
OHIO
HOMEMAKERS