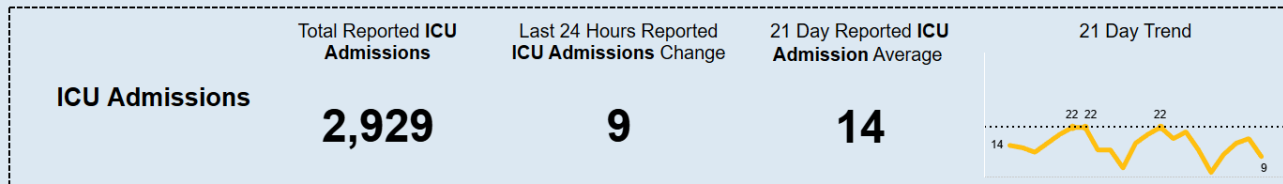


# COVID - 19 | Key Indicators

Last Updated: 08-27-20



All dates are based when an indicator is reported and will not match data in other COVID-19 dashboards provided by the Ohio Department of Health. All other dashboards are based on onset date, date of hospitalization, or date of death.

Note: Totals include Confirmed and CDC Expanded Case Definition (Probable)



Department of Health

# Top 10 Ohio Counties Ranked by Highest Occurrence

## COVID-19 Cases



**MIKE DEWINE**  
GOVERNOR OF OHIO



Department  
of Health

[coronavirus.ohio.gov](https://coronavirus.ohio.gov)

COUNTY	Cases Per 100K (8/12 to 8/25)	Case Count (8/12 to 8/25)	POPULATION
Henry	248.1	67	27,006
Mercer	213.7	88	41,172
Jackson	203.6	66	32,413
Darke	180.0	92	51,113
Meigs	174.6	40	22,907
Fayette	161.3	46	28,525
Gallia	160.5	48	29,898
Auglaize	157.7	72	45,656
Erie	156.2	116	74,266
Shelby	152.3	74	48,590

\* The 14-day period used for this table covers data from 8/12 to 8/25. The data were pulled on 8/26 and excludes incarcerated individuals.

# All 88 Ohio Counties Ranked by Highest Occurrence COVID-19 Cases

\* The 14-day period used for this table covers data from 8/12 to 8/25. The data were pulled on 8/26 and excludes incarcerated individuals.

COUNTY	Cases Per 100k (8/12 to 8/25)	Case Count (8/12 to 8/25)	POPULATION
Henry	248.1	67	27,006
Mercer	213.7	88	41,172
Jackson	203.6	66	32,413
Darke	180.0	92	51,113
Meigs	174.6	40	22,907
Fayette	161.3	46	28,525
Gallia	160.5	48	29,898
Auglaize	157.7	72	45,656
Erie	156.2	116	74,266
Shelby	152.3	74	48,590
Putnam	147.7	50	33,861
Preble	146.8	60	40,882
Sandusky	131.6	77	58,518
Lawrence	114.4	68	59,463
Lucas	110.4	473	428,348
Butler	106.8	409	383,134
Perry	102.4	37	36,134
Montgomery	101.2	538	531,687
Allen	97.7	100	102,351
Franklin	95.0	1,251	1,316,756
Clinton	88.2	37	41,968
Seneca	85.2	47	55,178

COUNTY	Cases Per 100k (8/12 to 8/25)	Case Count (8/12 to 8/25)	POPULATION
Ross	83.5	64	76,666
Wood	81.0	106	130,817
Logan	78.8	36	45,672
Champaign	77.2	30	38,885
Cuyahoga	76.8	948	1,235,072
Clark	74.6	100	134,083
Delaware	73.6	154	209,177
Wyandot	73.5	16	21,772
Erie	73.3	23	31,365
Warren	72.9	171	234,602
Hamilton	72.8	595	817,473
Clermont	72.7	150	206,428
Pike	72.0	20	27,772
Fairfield	71.7	113	157,574
Miami	71.0	76	106,987
Brown	69.1	30	43,432
Morrow	67.9	24	35,328
Greene	65.7	111	168,937
Wayne	64.0	74	115,710
Hancock	63.3	48	75,783
Madison	62.6	28	44,731
Pickaway	61.6	36	58,457

COUNTY	Cases Per 100k (8/12 to 8/25)	Case Count (8/12 to 8/25)	POPULATION
Union	61.0	36	58,988
Columbiana	60.9	62	101,883
Medina	59.0	106	179,746
Scioto	58.4	44	75,314
Adams	57.8	16	27,698
Defiance	57.8	22	38,087
Ottawa	54.3	22	40,525
Mahoning	54.2	124	228,683
Summit	54.2	293	541,013
Lorain	51.6	160	309,833
Licking	50.3	89	176,862
Stark	48.3	179	370,606
Morgan	48.2	7	14,508
Trumbull	45.0	89	197,974
Marion	39.9	26	65,093
Lake	37.4	86	230,149
Monroe	36.6	5	13,654
Tuscarawas	35.9	33	91,987
Van Wert	35.4	10	28,275
Jefferson	33.7	22	65,325
Highland	32.4	14	43,161
Vinton	30.6	4	13,085

COUNTY	Cases Per 100k (8/12 to 8/25)	Case Count (8/12 to 8/25)	POPULATION
Hocking	28.3	8	28,264
Geauga	27.8	26	93,649
Belmont	26.9	18	67,006
Paulding	26.8	5	18,672
Richland	26.4	32	121,154
Fulton	26.1	11	42,126
Portage	24.0	39	162,466
Muskingum	23.2	20	86,215
Washington	20.0	12	59,911
Knox	17.7	11	62,322
Crawford	16.9	7	41,494
Stark	13.8	9	65,327
Coshocton	13.7	5	36,600
Williams	13.6	5	36,692
Ashtabula	12.3	12	97,241
Huron	12.0	7	58,266
Holmes	11.4	5	43,960
Carroll	11.1	3	26,914
Guernsey	10.3	4	38,875
Ashland	7.5	4	53,484
Harrison	6.6	1	15,040
Noble	0.0	0	14,424



**MIKE DEWINE**  
GOVERNOR OF OHIO



Department  
of Health

[coronavirus.ohio.gov](https://coronavirus.ohio.gov)

# Ohio Public Health Advisory System

## LEVEL 1

### Public Emergency

Active exposure and spread.

## LEVEL 2

### Public Emergency

Increased exposure and spread.

## LEVEL 3

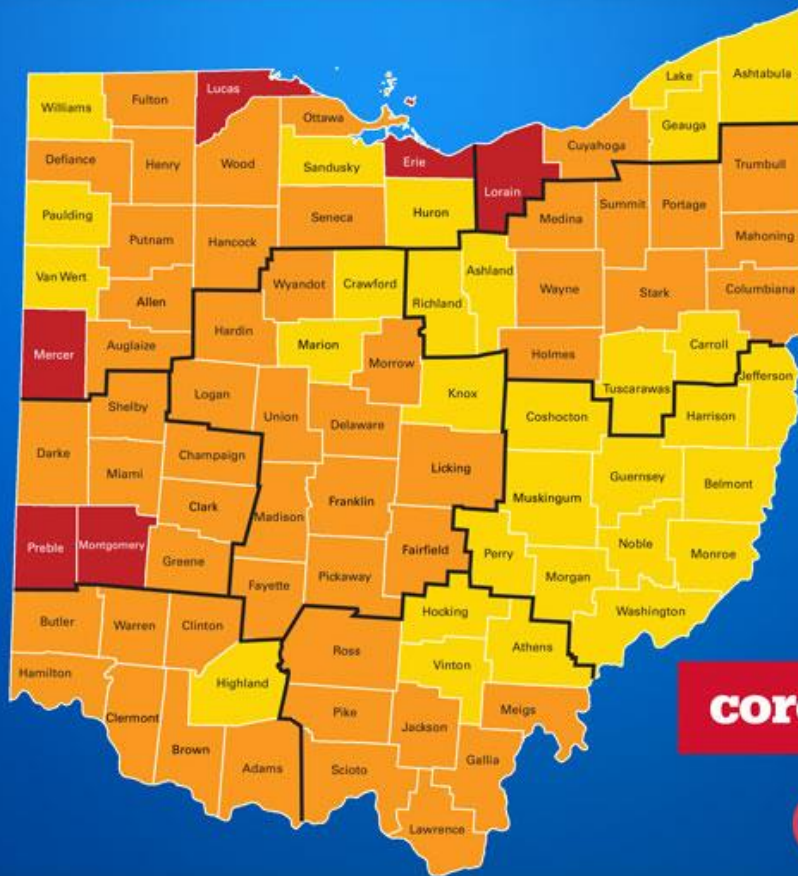
### Public Emergency

Very high exposure and spread.

## LEVEL 4

### Public Emergency

Severe exposure and spread.



As of  
8/27/2020

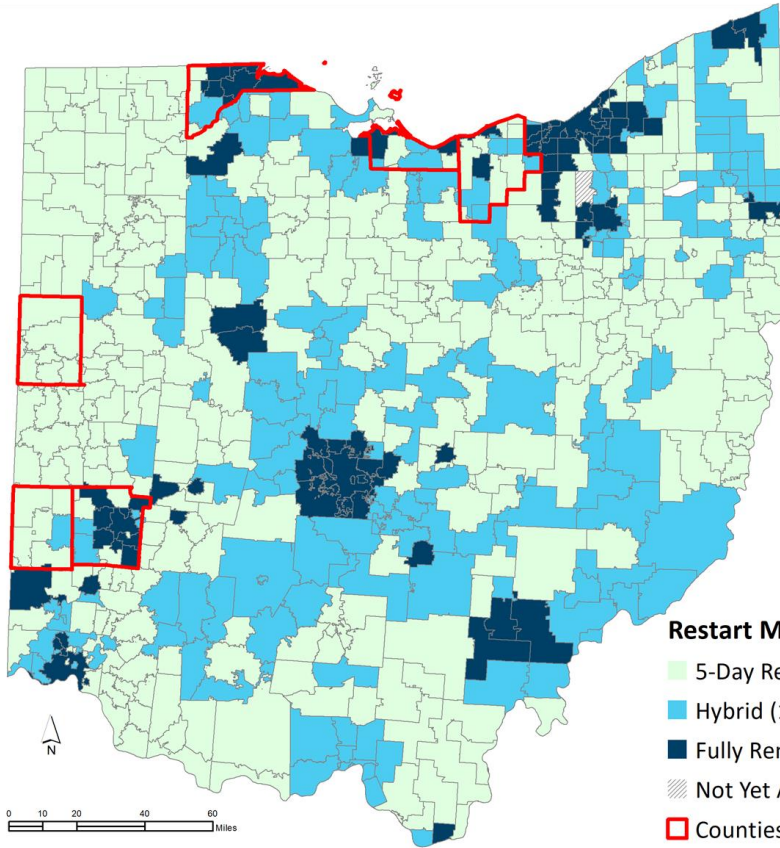
[coronavirus.ohio.gov](https://coronavirus.ohio.gov)



Department  
of Health

# Education Model for Start of SY 2021

# Ohio Public Health Advisory System



As of August 27<sup>th</sup>

